SOVET
ITALIA

Bone

collection booklet

collection booklet

Bone

Design **Gianluigi Landoni**

“

A table concept that becomes structure, a shape born from the desire to subtract, leaving space for lightness and harmony, where aluminum is reduced to its function and the top tapers to become a slender surface that inhabits every space with discreet elegance.

Un’idea di tavolo che si fa struttura, una forma che nasce dal desiderio di sottrarre lasciando spazio alla leggerezza e all’armonia, dove l’alluminio si riduce alla sua funzione e il piano si assottiglia fino a diventare un’esile superficie che abita ogni spazio con discreta eleganza.

”

Models & Dimensions

Dining table with aluminium legs and structure, various finishes. Top available in different measures, materials and finishes.

Tavolo con gambe e struttura in alluminio, varie finiture. Top disponibile in varie misure, materiali e finiture.

Bone square

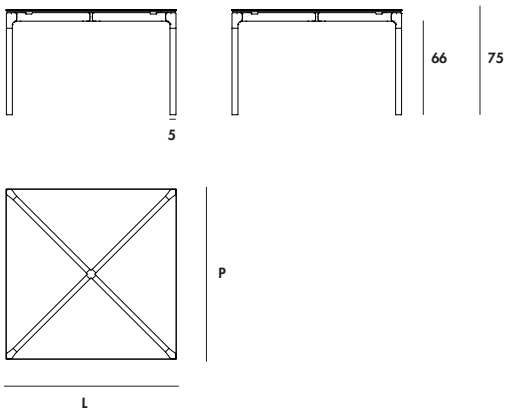

100x100x75h
120x120x75h
140x140x75h
160x160x75h

Bone rectangular

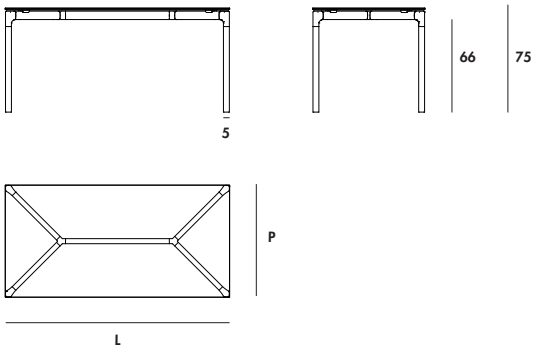

120x60x75h
140x60x75h
120x80x75h
140x80x75h
160x80x75h
180x90x75h
200x90x75h
250x100x75h
300x120x75h

Bone coffee table h37

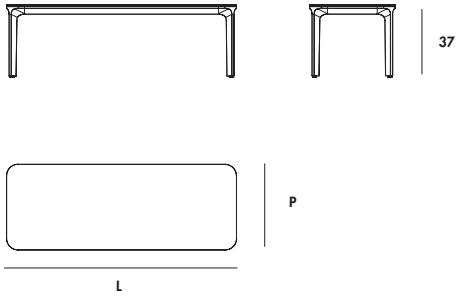

140x45x37h
120x60x37h
140x60x37h
120x80x37h
140x80x37h
100x100x37h
120x120x37h

Bone coffee table h46

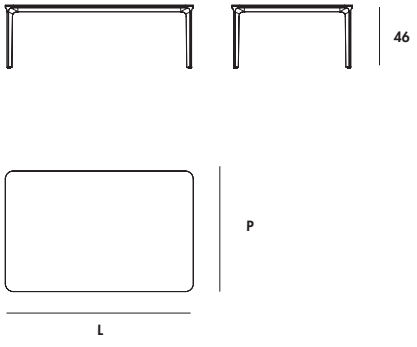

140x45x46h
120x60x46h
140x60x46h
120x80x46h
140x80x46h
100x100x46h
120x120x46h

Bone console h75/h90

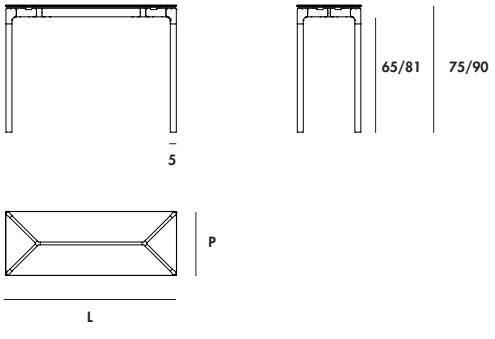

120x45x75h/90h
140x45x75h/90h
160x45x75h/90h
180x45x75h/90h
240x45x75h/90h

collection finishes

TOP

Vetro
Glass
Clear

TETE
Vetro extrachiaro
Extralight glass

TFTF
Vetro fumè
Smoked glass

TBTB
Vetro bronzo
Bronzed glass

Vetro
Glass
Cat. B

TEB1
Vetro extrachiaro laccato bianco latte
Extralight glass
lacquered milky white

TEC1
Vetro extrachiaro laccato caffè
Extralight glass
lacquered mocha

TEC2
Vetro extrachiaro laccato creta
Extralight glass
lacquered clay

TEC3
Vetro extrachiaro laccato col. cemento
Extralight glass
lacquered cement

TER4
Vetro extrachiaro laccato col. ruggine
Extralight glass
lacquered rust

TEV2
Vetro extrachiaro laccato col.muschio
Extralight glass
lacquered moss green

TEN1
Vetro extrachiaro laccato nero
Extralight glass
lacquered black

Vetro
Glass
Cat. D

TEM6
Vetro extrachiaro laccato col. tabacco
Extralight glass
lacquered tobacco

TES1
Vetro extrachiaro laccato champagne
Extralight glass
lacquered champagne

Vetro acidato
Frosted glass
Cat. E

AEAE
Vetro acidato
Frosted glass

AEB1
Vetro acidato bianco
Frosted white glass

AEC2
Vetro acidato creta
Frosted clay glass

AEC3
Vetro acidato col.cemento
Frosted cement glass

AES1
Vetro acidato champagne
Frosted champagne glass

Net Glass

Cat. N

NENE
Net glass

NEB1
Net glass bianco
White Net glass



NEC1
Net glass caffé
Mocha Net glass

NEC2
Net glass creta
Clay Net glass



NEC3
Net glass col. cemento
Cement Net glass

NER4
Net glass col. ruggine
Rust Net glass



NEV2
Net glass col. muschio
Moss green Net glass

NEN1
Net glass nero
Black Net glass

NEM6
Net glass col. tabacco
Tobacco Net glass

NES1
Net glass champagne
Champagne Net glass

Liquid glass/ Materia

Cat. SC



LFSP
Liquid Glass fumè specchio
Smoked liquid glass mirrored



LBSP
Liquid Glass bronzo specchio
Bronzed liquid glass mirrored



MESP
Materia extrachiaro specchio
Extralight mirror materia



MES1
Materia extrachiaro champagne
Extralight champagne materia



MBSP
Materia bronzo specchio
Mirrored bronzed materia

Liquid glass

Clear



LFLF
Liquid glass fumé
Smoked Liquid glass



LBLB
Liquid glass bronzo
Bronzed Liquid glass

Ceramica
Ceramic

Categoria CE1

CT
Ceramica titanio
Ceramic titanio

CJ
Ceramica Ivory Black
Ivory black ceramic

CD
Ceramica dark
Dark ceramic

CG
Ceramica grey
Grey ceramic

KC
Ceramica Corten
Corten ceramic

CZ
Ceramica Ceppo di Grè
Ceppo di Grè ceramic

CC
Ceramica Calacatta Prelucidata
Pre-polished Calacatta ceramic

CX
Ceramica Stone Grey Prelucidata
Pre-polished Stone Grey ceramic

KR
Ceramica breccia reale
Breccia reale ceramic

KB
Ceramica travertino stone beige
Travertino stone beige ceramic

Ceramica
Ceramic

Categoria CE2

CA
Ceramica Arabescato light
Arabescato light ceramic

CL
Ceramica Calacatta lucida
Polished Calacatta ceramic

CY
Ceramica Stone grey lucida
Polished Stone grey ceramic

CU
Ceramica Gaudi Stone
Gaudi Stone ceramic



CV
Ceramica Ombra di Caravaggio
Ombra di Caravaggio ceramic



CW
Ceramica Antique
Antique ceramic



CH
Ceramica Onice grigio
Grey onyx ceramic

CI
Ceramica Onice oro
Gold Onyx ceramic

KO
Ceramica Black Gold
Black gold ceramic

CQ
Ceramica Marquinia lucida
Polished Marquinia ceramic



KV
Ceramica Verde Aver
Aver Green ceramic

Dekton

Categoria DE1

D01
Aeris Dekton
Dekton Aeris



D02
Rem Dekton
Dekton Rem



D03
Laurent Dekton
Dekton Laurent

D04 ⁎
Nebbia Dekton
Dekton Nebbia

D05
Morpheus Dekton
Dekton Morpheus

D06
Somnia Dekton
Dekton Somnia

D07 ⁎
Umber Dekton
Dekton Umber

D08 ⁎
Sirius Dekton
Dekton Sirius

⁎ **Dekton D04 / D07 / D08 non disponibili in larghezza superiore a 140 cm.**
Dekton D04 / D07 / D08 not available in widths exceeding 140 cm.

LEGS

Metalli
Metals

GB	GC	GT	GN	GS	BR
Bianco goffrato	**Caffé goffrato**	**Creta goffrato**	**Nero goffrato**	**Sabbia goffrato**	**Metallo brunito**
Embossed white	Embossed mocha	Embossed clay	Embossed black	Embossed sand	Burnished metal

STRUCTURE

Metalli
Metals

GB	GC	GT	GN	GS	BR
Bianco goffrato	**Caffé goffrato**	**Creta goffrato**	**Nero goffrato**	**Sabbia goffrato**	**Metallo brunito**
Embossed white	Embossed mocha	Embossed clay	Embossed black	Embossed sand	Burnished metal

Bordi/Edges

		VETRO EXTRACHIARO EXTRALIGHT GLASS	VETRO FUME/BRONZO GLASS SMOKED/ BRONZED	VETRO LACCATO LACQUERED GLASS	VETRO ACIDATO GLASS / FROSTED	NET GLASS	LIQUID GLASS	LIQUID GLASS/ MATERIA	CERAMICA CERAMIC	DEKTON
P1110	120x60x75h	12 FL	12 FL	12 FL	12 FL	12 FL	12 FL	12 FL	15 FL 45°(6+8)	15 FL 45°(8+6)
P1111	140x60x75h	12 FL	12 FL	12 FL	12 FL	12 FL	12 FL	12 FL	15 FL 45°(6+8)	15 FL 45°(8+6)
P1112	120x80x75h	12 FL	12 FL	12 FL	12 FL	12 FL	12 FL	12 FL	15 FL 45°(6+8)	15 FL 45°(8+6)
P1113	140x80x75h	12 FL	12 FL	12 FL	12 FL	12 FL	12 FL	12 FL	15 FL 45°(6+8)	15 FL 45°(8+6)
P1115	160x80x75h	12 FL	12 FL	12 FL	12 FL	12 FL	12 FL	12 FL	15 FL 45°(6+8)	15 FL 45°(8+6)
P1117	180x90x75h	12 FL	12 FL	12 FL	12 FL	12 FL	12 FL	12 FL	15 FL 45°(6+8)	15 FL 45°(8+6)
P1119	200x90x75h	12 FL	12 FL	12 FL	12 FL	12 FL	12 FL	12 FL	15 FL 45°(6+8)	15 FL 45°(8+6)
P1121	220x90x75h	12 FL	12 FL	12 FL	12 FL	12 FL	12 FL	12 FL	15 FL 45°(6+8)	15 FL 45°(8+6)
P1125	250x100x75h	12 FL	12 FL	12 FL	12 FL	12 FL	12 FL	12 FL	15 FL 45°(6+8)	15 FL 45°(8+6)
P1130	300x120x75h	12 FL	12 FL	12 FL	12 FL	12 FL	12 FL	12 FL	15 FL 45°(6+8)	15 FL 45°(8+6)
P1140	100x100x75h	12 FL	12 FL	12 FL	12 FL	12 FL	12 FL	12 FL	15 FL 45°(6+8)	15 FL 45°(8+6)
P1142	120x120x75h	12 FL	12 FL	12 FL	12 FL	12 FL	12 FL	12 FL	15 FL 45°(6+8)	15 FL 45°(8+6)
P1144	140x140x75h	12 FL	12 FL	12 FL	12 FL	12 FL	12 FL	12 FL	15 FL 45°(6+8)	15 FL 45°(8+6)
P1146	160x160x75h	12 FL	12 FL	12 FL	12 FL	12 FL			15 FL 45°(6+8)	15 FL 45°(8+6)
P4591	100x100x24h	12 FL	12 FL	12 FL	12 FL	12 FL	12 FL	12 FL	15 FL 45°(6+8)	15 FL 45°(8+6)
P4562	120x45x24h	12 FL	12 FL	12 FL	12 FL	12 FL	12 FL	12 FL	15 FL 45°(6+8)	15 FL 45°(8+6)
P4563	140x45x24h	12 FL	12 FL	12 FL	12 FL	12 FL	12 FL	12 FL	15 FL 45°(6+8)	15 FL 45°(8+6)
P4564	180x45x24h	12 FL	12 FL	12 FL	12 FL	12 FL	12 FL	12 FL	15 FL 45°(6+8)	15 FL 45°(8+6)
P4566	120x60x24h	12 FL	12 FL	12 FL	12 FL	12 FL	12 FL	12 FL	15 FL 45°(6+8)	15 FL 45°(8+6)
P4567	120x80x24h	12 FL	12 FL	12 FL	12 FL	12 FL	12 FL	12 FL	15 FL 45°(6+8)	15 FL 45°(8+6)
P4568	140x80x24h	12 FL	12 FL	12 FL	12 FL	12 FL	12 FL	12 FL	15 FL 45°(6+8)	15 FL 45°(8+6)
P4512	140x45x36h	12 FL	12 FL	12 FL	12 FL	12 FL	12 FL	12 FL	15 FL 45°(6+8)	15 FL 45°(8+6)
P4517	120x60x36h	12 FL	12 FL	12 FL	12 FL	12 FL	12 FL	12 FL	15 FL 45°(6+8)	15 FL 45°(8+6)
P4518	140x60x36h	12 FL	12 FL	12 FL	12 FL	12 FL	12 FL	12 FL	15 FL 45°(6+8)	15 FL 45°(8+6)
P4519	120x80x36h	12 FL	12 FL	12 FL	12 FL	12 FL	12 FL	12 FL	15 FL 45°(6+8)	15 FL 45°(8+6)
P4520	140x80x36h	12 FL	12 FL	12 FL	12 FL	12 FL	12 FL	12 FL	15 FL 45°(6+8)	15 FL 45°(8+6)
P4502	100x100x36h	12 FL	12 FL	12 FL	12 FL	12 FL	12 FL	12 FL	15 FL 45°(6+8)	15 FL 45°(8+6)
P4504	120x120x36h	12 FL	12 FL	12 FL	12 FL	12 FL	12 FL	12 FL	15 FL 45°(6+8)	15 FL 45°(8+6)
P4533	140x45x48h	12 FL	12 FL	12 FL	12 FL	12 FL	12 FL	12 FL	15 FL 45°(6+8)	15 FL 45°(8+6)
P4538	120x60x48h	12 FL	12 FL	12 FL	12 FL	12 FL	12 FL	12 FL	15 FL 45°(6+8)	15 FL 45°(8+6)
P4539	140x60x48h	12 FL	12 FL	12 FL	12 FL	12 FL	12 FL	12 FL	15 FL 45°(6+8)	15 FL 45°(8+6)
P4540	120x80x48h	12 FL	12 FL	12 FL	12 FL	12 FL	12 FL	12 FL	15 FL 45°(6+8)	15 FL 45°(8+6)
P4541	140x80x48h	12 FL	12 FL	12 FL	12 FL	12 FL	12 FL	12 FL	15 FL 45°(6+8)	15 FL 45°(8+6)
P4524	100x100x48h	12 FL	12 FL	12 FL	12 FL	12 FL	12 FL	12 FL	15 FL 45°(6+8)	15 FL 45°(8+6)
P4526	120x120x48h	12 FL	12 FL	12 FL	12 FL	12 FL	12 FL	12 FL	15 FL 45°(6+8)	15 FL 45°(8+6)
P1150	120x45x75h	12 FL	12 FL	12 FL	12 FL	12 FL	12 FL	12 FL	15 FL 45°(6+8)	15 FL 45°(8+6)
P1151	140x45x75h	12 FL	12 FL	12 FL	12 FL	12 FL	12 FL	12 FL	15 FL 45°(6+8)	15 FL 45°(8+6)
P1152	160x45x75h	12 FL	12 FL	12 FL	12 FL	12 FL	12 FL	12 FL	15 FL 45°(6+8)	15 FL 45°(8+6)
P1153	160x45x75h	12 FL	12 FL	12 FL	12 FL	12 FL	12 FL	12 FL	15 FL 45°(6+8)	15 FL 45°(8+6)
P1156	240x45x75h	12 FL	12 FL	12 FL	12 FL	12 FL	12 FL	12 FL	15 FL 45°(6+8)	15 FL 45°(8+6)
P1157	120x45x90h	12 FL	12 FL	12 FL	12 FL	12 FL	12 FL	12 FL	15 FL 45°(6+8)	15 FL 45°(8+6)
P1158	140x45x90h	12 FL	12 FL	12 FL	12 FL	12 FL	12 FL	12 FL	15 FL 45°(6+8)	15 FL 45°(8+6)
P1159	160x45x90h	12 FL	12 FL	12 FL	12 FL	12 FL	12 FL	12 FL	15 FL 45°(6+8)	15 FL 45°(8+6)
P1160	180x45x90h	12 FL	12 FL	12 FL	12 FL	12 FL	12 FL	12 FL	15 FL 45°(6+8)	15 FL 45°(8+6)
P1163	240x45x90h	12 FL	12 FL	12 FL	12 FL	12 FL	12 FL	12 FL	15 FL 45°(6+8)	15 FL 45°(8+6)

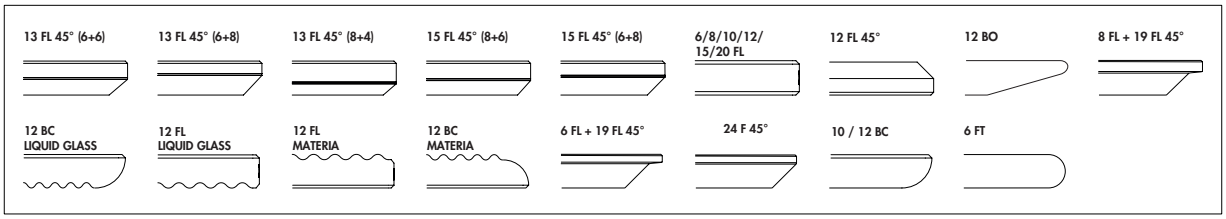

Materiali e manutenzione

ITA

Vetro

Le laccature utilizzate non presentano problemi di durata: basta evitare graffi e urti contro oggetti particolarmente duri e spigolosi. Il vetro è colorato solo sulla faccia posteriore sia nei vetri laccati coprenti mono e bicolore che nei vetri acidati laccati. La tonalità dei campioni proposti è indicativa e non va pertanto intesa in senso restrittivo; può infatti differire leggermente in conformità ai margini di tolleranza riconosciuti per i materiali impiegati. I materiali impiegati possono essere puliti tranquillamente solo con acqua oppure con un detergente neutro. Evitare l'uso di abrasivi, acidi o reagenti chimici. Il vetro è interpretato attraverso la sua trasparenza, pertanto la conformità al campione può differire a seconda della superficie e degli spessori impiegati. Un esempio lampante è dato dal vetro extrachiaro che nei campioncini si presenta completamente neutro ma che nei piani di dimensioni maggiori e con spessori più consistenti assume sfumature azzurro/verdi. Per tale ragione vi preghiamo anche di segnalare con particolare attenzione articoli che debbano essere affiancati o facenti parte di una stessa commissione.

La finitura bicolore consiste nella doppia laccatura nella parte interna della lastra di vetro. La prima laccatura, visibile attraverso la trasparenza del vetro, è disponibile nelle categorie B-D. La seconda laccatura, visibile internamente, equivale al colore pastello opaco utilizzato per ottenere le finiture di cat. B. Vi facciamo presente che in questo caso l'effetto finale differisce da quello creato dalla medesima laccatura attraverso il vetro, in particolare nei colori tenui.

Specchi

Gli specchi oro e rosa potrebbero presentare delle piccole imperfezioni dovute alle caratteristiche tecniche del materiale. Non possono essere utilizzati in luoghi umidi. Pulire solo con panni asciutti.

Ceramica

I campioni riportati sono una parte delle lastre che vengono lavorate. La lastra completa si può vedere nella corrispettiva cartella. Pulire utilizzando acqua e una piccola quantità di detergente neutro. Evitare l'utilizzo di detergenti contenenti cere e prodotti ceranti per evitare la formazione di strati untuosi.

Legno

I colori dei legni sono campioni indicativi. Pulire utilizzando un panno morbido inumidito.

Metalli

I colori dei metalli sono campioni indicativi. Pulire utilizzando un panno morbido inumidito.

Tessuti/Pelli/Ecopelli/Velluti

I colori dei tessuti sono campioni indicativi. Per la cura e la manutenzione fare riferimento alle indicazioni riportate nelle rispettive cartelle e alle schede tecniche fornite dai produttori.

Se permangono dubbi contattare l'azienda.

Colours and maintenance

ENG

Glass

The lacquering used for our furniture is extremely durable as long as you avoid scratching it or bumping particularly hard/sharp objects against it. The glass is lacquered only on the back side both for mono or two-tones lacquered and frosted lacquered glasses. The shade of the samples is only indicative and has not to be taken as restrictive. It can in fact slightly differ in conformity to the tolerances recognized for the materials used. All the materials we use can be easily cleaned with water only or with a mild detergent. Do not use abrasive materials, acids or harsh chemicals. The glass is interpreted through its transparency, therefore the conformity to the sample might differ according to the surface and the thickness used. For example, the extralight glass is completely neutral when seen in the small samples, but it takes a light blue/greenish shade when used on bigger or thicker tops. For this reason, we beg you to indicate carefully those articles which have to be placed side by side or which are part of the same commission.

The two-tones finish consists of a double lacquering on the internal part of the glass sheet. The first lacquering, which is visible through the transparency of the glass, is available in the finishes of cat. B-D. The second lacquering, which is visible internally, is the same of the mat pastel used to get the finishes of cat. B. Please notice that the final effect is different from the one created by the same lacquering through the glass, in particular when it comes to soft colours.

Mirrors

Gold and rose mirrors could have small imperfections due to the particular technical characteristics of the material. We recommend not to use them in damp areas. Clean only with a dry cloth.

Ceramic

The shown samples are part of the bigger slabs Sovet works with. The complete slab is visible in the corresponding folder. Clean using water and a small amount of neutral detergent. Avoid using detergents with wax and waxing products to avoid the formation of greasy layers.

Wood

Wood colours are indicative samples. Clean using a damp soft cloth.

Metals

Metals colours are indicative samples. Clean using a damp soft cloth.

Fabrics/Leathers/Fake leathers/velvets

Fabrics colours are indicative samples. For care and maintenance please refer to the instructions present in the corresponding folders and to the technical sheets provided by the manufacturers.

In case of further doubt please get in touch with the factory.

Bone dining table structure and legs GS top D04.
Soft low chairs structure GS seat in Paddington F45.

Bone console structure and legs GS top D04.
York mirror structure BR mirror SESP.

Bone dining table structure and legs GN top LFLF.
Soft high chairs structure GN seat in Cura F32.

Bone dining table structure and legs GN top LFLF.
Bone console structure and legs GN top LFLF.



Bone dining table structure and legs GN top CW.
Soft low chairs structure GN seat in Paddington F41.

Bone dining table structure and legs GN top CW.
Soft low chairs structure GN seat in Paddington F41.



designer

Gianluigi Landoni

Gianluigi Landoni, graduated in architecture at Politecnico di Milano, in 1985 he partecipated to the founding of the design trend group Amalgama. From 1988 to 1990 project manager at Rodolfo Bonetto's studio. From 1991 partner of studio Progetica Design where he carries out research and development of industrial design, deepening the themes of product design. He has carried out his own professional activity as a consultant to "design oriented" companies in various productive sectors, and he founded with Rosaria Sofia Galli ALTROdesign multidisciplinary studio. At the same time he works on set-ups and realizations for furnishing companies in the hotel and commercial sector. He has also participated in exhibitions and competitions, receiving prizes and awards, not least the report to the 1991 edition of the Compasso d'Oro and subsequent Premio Compasso d'Oro in the 1998 edition. First prize Competition ADI/Expo 2015.

Gianluigi Landoni si è laureato in architettura al Politecnico di Milano. Nel 1985 ha fondato il gruppo di tendenza di design "Amalgama". Ha lavorato per lo studio Rodolfo Bonetto dal 1988 al 1990, e dal 1997 è partner dello studio Progetica Design, dove svolge un progetto di ricerca e sviluppo del design industriale e di prodotto. Ha anche fondato lo studio multidisciplinare ALTROdesign con Rosaria Sofia Galli. Dal 2001 svolge l'attività professionale in proprio come consulente ad aziende "design oriented" in vari settori produttivi, e si occupa parallelamente di allestimenti e realizzazioni per aziende di arredamento nel settore alberghiero e commerciale. Ha inoltre partecipato a numerose mostre e concorsi, ricevendo premi e riconoscimenti, non ultima la segnalazione all'edizione 1991 del Compasso d'oro e successivo Premio Compasso d'oro nell'edizione del 1998. È membro dell'Osservatorio permanente del design, dell'ADI Design Index e del Consiglio direttivo ADI Lombardia.

sustainability is made up of facts.

Sovet has always maintained a high attention to eco-compatibility since its birth in 1987, through the selection of raw materials and the study of production processes that have the lowest impact on the environment with the aim of creating long-lasting products.

Sovet ha sempre mantentenuto alta l'attenzione all'ecocompatibilità sin dalla sua nascita nel 1987, attraverso la selezione delle materie prime e lo studio di processi produttivi che abbiano il minimo impatto sull'ambiente con lo scopo di creare prodotti durevoli nel tempo.

photovoltaic systems

For its production processes, Sovet uses energy coming directly from renewable sources. Thanks to its photovoltaic systems, it is able to meet its own energy demand.

Per la sua produzione Sovet utilizza infatti energia derivante direttamente da fonti rinnovabili. Attraverso impianti fotovoltaici riesce a soddisfare il proprio fabbisogno energetico.

502695,549 kg emmisions saved per year

2989 trees saved per year

165 barrels of oil saved per year

packaging

Sovet uses cardboard packaging with limited presence of oil-derivates.

Sovet usa imballi di cartone costruiti ad hoc con limitata presenza di derivati del petroli.

reducing plastic is an habits

To reduce the consumption of plastic and disposable bottles within its offices and production, Sovet created metal water bottles.

Per ridurre il consumo di plastica e bottiglie monouso all'interno dei suoi uffici e della produzione, Sovet ha creato delle borracce in metallo.

made in italy

The creative use of industrial processes, the use of raw materials of highest quality and the scrupulous work of master craftsmen, allow Sovet to create high quality and 100% Made in Italy collections. Thanks to state-of-the-art industrial automation systems, Sovet is also able to meet also large supply needs for contract spaces, always granting the highest quality standards. The company takes a continuous search path for materials, to create an offer of accessories that complement one another, furnishing different kinds of environments with the maximum freedom when it comes to customization.

L'impiego creativo dei processi industriali, l'utilizzo di materie prime di assoluta qualità e le scrupolose lavorazioni eseguite da maestranze artigiane, permettono a Sovet di ottenere collezioni di alta qualità e 100% Made in Italy. Grazie a sistemi di automazione industriale all'avanguardia Sovet è in grado di soddisfare anche esigenze per grandi forniture destinate a spazi contract, sempre garantendo i più elevati standard qualitativi. Sovet intraprende un percorso di ricerca dei materiali per creare un'offerta di complementi che si integrino tra di loro, arredando varie tipologie di ambienti con la massima possibilità di personalizzazione.