FLOS

05.4550.14.BS Black

The Glowing Track 360 Suspension Casambi

Designed by FLOS Architectural, 2025

Suspension

360º suspended ambient lighting system that provides uniform light distribution. Available in three lengths (1200 mm, 1800 mm, and 2400 mm). Driver not included (Accessory kit for remote or surface driver).

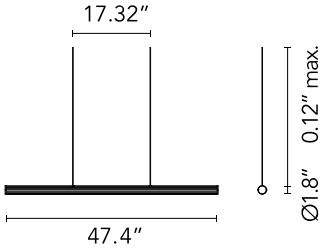

Are you a professional and your project needs consulting and support?

BOOK AN APPOINTMENT

Main specifications

Mounting	Suspension
Environments	Indoor dry location
Light Source Type	LED
Light sources included	Yes
LED type	Top LED
Lamp category	LED
Number of lamps	1
Power (W)	25.5
Source flux (lm)	2824
System flux (lm)	2026
Efficacy (lm/W)	81

Physical

Color	Black
Orientation	Fixed
Cord color	Transparent

Download

Family spec sheet ZIP

Mounting instructions PDF

Photometric Files

LDT / IES ZIP

Technical Drawings

2D ZIP

3D ZIP

RG IEC 62471

©2026 Flos - P.IVA 00290820174 - 9/4/2026

In our constantly evolving world and business, technical upgrades happen every day. This means all product specifications and data are subject to change without warning in order t improve reliability, function, performance or otherwise. We make every effort to ensure the accuracy of our product images, however due to different lighting and screens used for viewing, the colours may vary. Images are indicative of the quality and style of the product but may not represent the precise details of the product you receive. This is because we are constantly working to make improvements. For aesthetic reasons, cables and/or electrical elements are often not shown. Refer to technical data sheets for all technical data. Images and colours are not part of any contract or warranty in any way.

Schematic light drawing

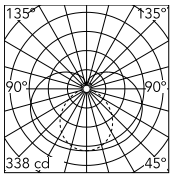

Luminous flux luminaire
2026 lm

Ecodesign and Energy Labelling

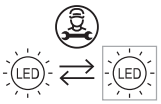

Replaceable (LED only) light source by a professional

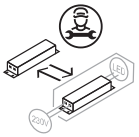

Replaceable control gear by a professional

Photometric

Lighting type	Total
Light distribution	Symmetric
CCT (K)	2700
CRI>	90
Rf fidelity index	87
Rg gamut index	104
LED Life / Failure Ratio	L80B10>72.000h_Tc65ºC
Extreme cut off	No

Electrical

Forward voltage (V)	24
Driver	Remote
Dimmable	Yes
Dimming type	Dimmable Casambi
Dimming range (%)	1-100
Dimming interface	Remote Dimmable (Dimmer Not Included)
Batteries inside	No

©2026 Flos - P.IVA 00290820174 - 9/4/2026

In our constantly evolving world and business, technical upgrades happen every day. This means all product specifications and data are subject to change without warning in order t improve reliability, function, performance or otherwise. We make every effort to ensure the accuracy of our product images, however due to different lighting and screens used for viewing, the colours may vary. Images are indicative of the quality and style of the product but may not represent the precise details of the product you receive. This is because we are constantly working to make improvements. For aesthetic reasons, cables and/or electrical elements are often not shown. Refer to technical data sheets for all technical data. Images and colours are not part of any contract or warranty in any way.

Accessories & Power Supply

REQUIRED
Accessory

08.1064.14

Recessed Cover Plate

REQUIRED
Accessory

08.1063.14

Surface Canopy

REQUIRED
Power supply

LEDSB96W24V-NDM-D1

LED Driver, 96W 24V Non-Dimmable

REQUIRED
Accessory

08.1065.14

Mini Recessed Canopy

REQUIRED
Power supply

08.1066.14

Ceiling Mounted Power Supply Box for The Glowing Track Suspension

REQUIRED
Power supply

08.1067.14

Ceiling Mounted Power Supply Box for The Glowing Track Suspension

REQUIRED
Power supply

08.1068.14

Ceiling Mounted Power Supply Box for The Glowing Track 360 Suspension/Blind

REQUIRED
Power supply

08.1069.14

Ceiling Mounted Power Supply Box for The Glowing Track 360 Suspension/Blind

©2026 Flos - P.IVA 00290820174 - 9/4/2026

In our constantly evolving world and business, technical upgrades happen every day. This means all product specifications and data are subject to change without warning in order t improve reliability, function, performance or otherwise. We make every effort to ensure the accuracy of our product images, however due to different lighting and screens used for viewing, the colours may vary. Images are indicative of the quality and style of the product but may not represent the precise details of the product you receive. This is because we are constantly working to make improvements. For aesthetic reasons, cables and/or electrical elements are often not shown. Refer to technical data sheets for all technical data. Images and colours are not part of any contract or warranty in any way.

OPTIONAL
Connector

08.1206.14

Corner Joint 2
Suspension/Surface

OPTIONAL
Connector

08.1207.14

Corner Joint 3
Suspension/Surface

OPTIONAL
Connector

08.1208.14

Corner Joint 4
Suspension/Surface

OPTIONAL
Connector

08.1213.14

Linear Joint Suspension

©2026 Flos - P.IVA 00290820174 - 9/4/2026

In our constantly evolving world and business, technical upgrades happen every day. This means all product specifications and data are subject to change without warning in order t improve reliability, function, performance or otherwise. We make every effort to ensure the accuracy of our product images, however due to different lighting and screens used for viewing, the colours may vary. Images are indicative of the quality and style of the product but may not represent the precise details of the product you receive. This is because we are constantly working to make improvements. For aesthetic reasons, cables and/or electrical elements are often not shown. Refer to technical data sheets for all technical data. Images and colours are not part of any contract or warranty in any way.

FLOS

08.1206.14 Black

Corner Joint 2 Suspension/Surface

Designed by FLOS Architectural, 2025

90° corner connector used to join components in the horizontal and vertical plane.

Are you a professional and your project needs consulting and support?

BOOK AN APPOINTMENT

Download

Family spec sheet	ZIP
Mounting instructions	PDF

Main specifications

Environments	Indoor dry location
Light Source Type	LED
Light sources included	Yes
Number of lamps	1

Physical

Color	Black
Orientation	Fixed
IP internal	20

CE | RG IEC 62471 | UL | UKCA | GWT 850° | IP 20

Photometric

Extreme cut off	No

Electrical

Insulation class	III
Dimming range (%)	1-100
Batteries inside	No

©2026 Flos - P.IVA 00290820174 - 8/6/2026

In our constantly evolving world and business, technical upgrades happen every day. This means all product specifications and data are subject to change without warning in order t improve reliability, function, performance or otherwise. We make every effort to ensure the accuracy of our product images, however due to different lighting and screens used for viewing, the colours may vary. Images are indicative of the quality and style of the product but may not represent the precise details of the product you receive. This is because we are constantly working to make improvements. For aesthetic reasons, cables and/or electrical elements are often not shown. Refer to technical data sheets for all technical data. Images and colours are not part of any contract or warranty in any way.

FLOS

08.1207.14 Black

Corner Joint 3 Suspension/Surface

Designed by FLOS Architectural, 2025

90° corner connector used to join components in the horizontal and vertical plane.

Are you a professional and your project needs consulting and support?

BOOK AN APPOINTMENT

Download

Family spec sheet	ZIP
Mounting instructions	PDF

Main specifications

Environments	Indoor dry location
Light Source Type	LED
Light sources included	Yes
Number of lamps	1

Physical

Color	Black
Orientation	Fixed
IP internal	20

CE | RG IEC 62471 | UL | UKCA | GWT 850° | IP 20

Electrical

Insulation class	III
Dimming range (%)	1-100
Batteries inside	No

©2026 Flos - P.IVA 00290820174 - 8/6/2026

In our constantly evolving world and business, technical upgrades happen every day. This means all product specifications and data are subject to change without warning in order t improve reliability, function, performance or otherwise. We make every effort to ensure the accuracy of our product images, however due to different lighting and screens used for viewing, the colours may vary. Images are indicative of the quality and style of the product but may not represent the precise details of the product you receive. This is because we are constantly working to make improvements. For aesthetic reasons, cables and/or electrical elements are often not shown. Refer to technical data sheets for all technical data. Images and colours are not part of any contract or warranty in any way.

FLOS

08.1208.14 Black

Corner Joint 4 Suspension/Surface

Designed by FLOS Architectural, 2025

Connector used to join four components at right angles.

Are you a professional and your project needs consulting and support?

BOOK AN APPOINTMENT

Download

Family spec sheet	ZIP
Mounting instructions	PDF

Main specifications

Environments	Indoor dry location
Light Source Type	LED
Light sources included	Yes
Number of lamps	1

Physical

Color	Black
Orientation	Fixed
IP internal	20

CE | RG IEC 62471 | UL | UKCA | GWT 850° | IP 20

Photometric

Extreme cut off	No

Electrical

Insulation class	III
Dimming range (%)	1-100
Batteries inside	No

©2026 Flos - P.IVA 00290820174 - 8/6/2026

In our constantly evolving world and business, technical upgrades happen every day. This means all product specifications and data are subject to change without warning in order t improve reliability, function, performance or otherwise. We make every effort to ensure the accuracy of our product images, however due to different lighting and screens used for viewing, the colours may vary. Images are indicative of the quality and style of the product but may not represent the precise details of the product you receive. This is because we are constantly working to make improvements. For aesthetic reasons, cables and/or electrical elements are often not shown. Refer to technical data sheets for all technical data. Images and colours are not part of any contract or warranty in any way.

FLOS

08.1213.14 Black

Linear Joint Suspension

Designed by FLOS Architectural, 2025

Linear connection used to join components in a straight line.

Are you a professional and your project needs consulting and support?

BOOK AN APPOINTMENT

Download

Family spec sheet	ZIP
Mounting instructions	PDF

Main specifications

Environments	Indoor dry location
Number of lamps	1

Physical

Color	Black
IP internal	20

CE | RG IEC 62471 | UL | UKCA | IP 20

Photometric

Extreme cut off	No

©2026 Flos - P.IVA 00290820174 - 8/6/2026

In our constantly evolving world and business, technical upgrades happen every day. This means all product specifications and data are subject to change without warning in order t improve reliability, function, performance or otherwise. We make every effort to ensure the accuracy of our product images, however due to different lighting and screens used for viewing, the colours may vary. Images are indicative of the quality and style of the product but may not represent the precise details of the product you receive. This is because we are constantly working to make improvements. For aesthetic reasons, cables and/or electrical elements are often not shown. Refer to technical data sheets for all technical data. Images and colours are not part of any contract or warranty in any way.