FLOS

09.4910.14A9S Black

UT Downlight Trim Ø 86

Designed by FLOS Architectural, 2017

27W - 2259lm - 3000K - CRI> 80 - Beam° 12

The UT Spot is a family of high output indoor lights suitable for any application, from museum exhibitions to commercial premises and offi es or residential environments. Remodel type IC rated employing remote drivers, for indoor use to be mounted on ceilings & displays, available in LED sources with choice of lumens, color temperature or beam in ELV& FF or 1-10V dimming versions. The UT Spot Downlight version can operate as downlight (up position) or as adjustable spotlight (down position). The optical housing of the product is in high-pressure injected aluminum, with white or black finishes.

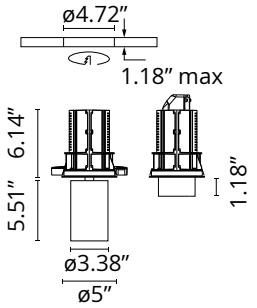

Are you a professional and your project needs consulting and support?

BOOK AN APPOINTMENT

Main specifications

Mounting	Ceiling recessed
Environments	Indoor dry location
Light Source Type	LED
Light sources included	Yes
LED type	LED array
Number of lamps	1
Power (W)	27
Source flux (lm)	3214
System flux (lm)	2259

Physical

Color	Black
Trim	Yes
Orientation	Adjustable
Rotation (°)	360
Longitudinal tilting (°)	90
Net weight (lb)	1.63
Gross weight (lb)	2.08
Package volume (in)	428
IP internal	20

Download

Family spec sheet	ZIP
Mounting instructions	PDF

Photometric Files

LDT / IES	ZIP

Technical Drawings

2D	ZIP
3D	ZIP

RG IEC 62471

GWT 850°

IP 20

©2026 Flos - P.IVA 00290820174 - 8/7/2026

In our constantly evolving world and business, technical upgrades happen every day. This means all product specifications and data are subject to change without warning in order t improve reliability, function, performance or otherwise. We make every effort to ensure the accuracy of our product images, however due to different lighting and screens used for viewing, the colours may vary. Images are indicative of the quality and style of the product but may not represent the precise details of the product you receive. This is because we are constantly working to make improvements. For aesthetic reasons, cables and/or electrical elements are often not shown. Refer to technical data sheets for all technical data. Images and colours are not part of any contract or warranty in any way.

Schematic light drawing

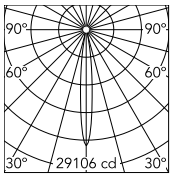

Luminous flux luminaire
2259 lm

Beam Angle: 12°

h(m)	E(lx)	D(m)
1	29106	0.21
2	7277	0.41
3	3234	0.62
4	1819	0.82
5	1164	1.03

Photometric

Lighting type	Direct
Light distribution	Symmetric
CCT (K)	3000
CRI>	80
Beam angle C0-180 (°)	12
Beam angle C90-270 (°)	12
UGRL	<10

Electrical

Insulation class	III
Forward voltage (V)	36
LED current (mA)	750
Driver	Remote

Notes

Integral LED is not field replaceable. IC-rated downlight for direct insulation contact. Fixture is constant Current Low Volatge LED, Class 2. Just 1 accessory can be install at the time. For filter options contact Flos. 3500K available, but not cataloged. Consult factory for additional color temperatures.

©2026 Flos - P.IVA 00290820174 - 8/7/2026

In our constantly evolving world and business, technical upgrades happen every day. This means all product specifications and data are subject to change without warning in order t improve reliability, function, performance or otherwise. We make every effort to ensure the accuracy of our product images, however due to different lighting and screens used for viewing, the colours may vary. Images are indicative of the quality and style of the product but may not represent the precise details of the product you receive. This is because we are constantly working to make improvements. For aesthetic reasons, cables and/or electrical elements are often not shown. Refer to technical data sheets for all technical data. Images and colours are not part of any contract or warranty in any way.

Accessories & Power Supply

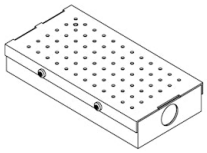

REQUIRED
Power supply

SP40W750MA-10V-A02

Splice Box7"x3-5/8"x1-1/4" 750mA , 40W, 0-10V Dimmable, 120/277V

OPTIONAL
Accessory

ACCESSORYTYPE4

08.8410.00

Holding ring

OPTIONAL
Accessory

ACCESSORYTYPE4

08.8411.00

Screening crosspiece

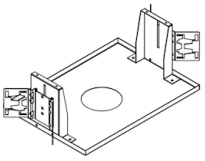

OPTIONAL
Housing and Hanger Bar

TRAY-0019

Registration Tray - non electrical, place holder for non IC new construction, Ø4.75"



OPTIONAL
Accessory

ACCESSORYTYPE4

08.8163.68

Elliptical lens

OPTIONAL
Accessory

ACCESSORYTYPE4

08.8175.68

Flood lens

OPTIONAL
Accessory

ACCESSORYTYPE4

08.8495.14

Honeycomb

©2026 Flos - P.IVA 00290820174 - 8/7/2026

In our constantly evolving world and business, technical upgrades happen every day. This means all product specifications and data are subject to change without warning in order t improve reliability, function, performance or otherwise. We make every effort to ensure the accuracy of our product images, however due to different lighting and screens used for viewing, the colours may vary. Images are indicative of the quality and style of the product but may not represent the precise details of the product you receive. This is because we are constantly working to make improvements. For aesthetic reasons, cables and/or electrical elements are often not shown. Refer to technical data sheets for all technical data. Images and colours are not part of any contract or warranty in any way.

FLOS

09.4919.14AGS Black

UT Downlight No Trim Ø 86

Designed by FLOS Architectural, 2017

27W - 2259lm - 3000K - CRI> 80 - Beam° 12

The UT Spot is a family of high output indoor lights suitable for any application, from museum exhibitions to commercial premises and offi es or residential environments. Remodel type IC rated employing remote drivers, for indoor use to be mounted on ceilings & displays, available in LED sources with choice of lumens, color temperature or beam in ELV& FF or 1-10V dimming versions. The UT Spot Downlight version can operate as downlight (up position) or as adjustable spotlight (down position). The optical housing of the product is in high-pressure injected aluminum, with white or black finishes.

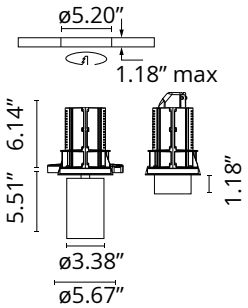

Are you a professional and your project needs consulting and support?

BOOK AN APPOINTMENT

Main specifications

Mounting	Ceiling recessed
Environments	Indoor dry location
Light Source Type	LED
Light sources included	Yes
LED type	LED array
Number of lamps	1
Power (W)	27
Source flux (lm)	3214
System flux (lm)	2259

Physical

Color	Black
Trim	No
Orientation	Adjustable
Rotation (°)	360
Longitudinal tilting (°)	90
Net weight (lb)	1.63
Gross weight (lb)	2.08
Package volume (in)	428
IP internal	20

Download

Family spec sheet ZIP

Mounting instructions PDF

Photometric Files

LDT / IES ZIP

Technical Drawings

2D ZIP

3D ZIP

RG IEC 62471

GWT 850°

IP 20

©2026 Flos - P.IVA 00290820174 - 8/7/2026

In our constantly evolving world and business, technical upgrades happen every day. This means all product specifications and data are subject to change without warning in order t improve reliability, function, performance or otherwise. We make every effort to ensure the accuracy of our product images, however due to different lighting and screens used for viewing, the colours may vary. Images are indicative of the quality and style of the product but may not represent the precise details of the product you receive. This is because we are constantly working to make improvements. For aesthetic reasons, cables and/or electrical elements are often not shown. Refer to technical data sheets for all technical data. Images and colours are not part of any contract or warranty in any way.

Schematic light drawing

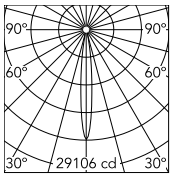

Luminous flux luminaire
2259 lm

Beam Angle: 12°

h(m)	E(lx)	D(m)
1	29106	0.21
2	7277	0.41
3	3234	0.62
4	1819	0.82
5	1164	1.03

Photometric

Lighting type	Direct
Light distribution	Symmetric
CCT (K)	3000
CRI>	80
Beam angle C0-180 (°)	12
Beam angle C90-270 (°)	12
UGRL	<10

Electrical

Insulation class	III
Forward voltage (V)	36
LED current (mA)	750
Driver	Remote

Notes

Integral LED is not field replaceable. IC-rated downlight for direct insulation contact. Fixture is constant Current Low Volatge LED, Class 2. Just 1 accessory can be install at the time. For filter options contact Flos. 3500K available, but not cataloged. Consult factory for additional color temperatures.

©2026 Flos - P.IVA 00290820174 - 8/7/2026

In our constantly evolving world and business, technical upgrades happen every day. This means all product specifications and data are subject to change without warning in order t improve reliability, function, performance or otherwise. We make every effort to ensure the accuracy of our product images, however due to different lighting and screens used for viewing, the colours may vary. Images are indicative of the quality and style of the product but may not represent the precise details of the product you receive. This is because we are constantly working to make improvements. For aesthetic reasons, cables and/or electrical elements are often not shown. Refer to technical data sheets for all technical data. Images and colours are not part of any contract or warranty in any way.

Accessories & Power Supply

REQUIRED
Frame

08.8995.14

Installation frame NO TRIM

REQUIRED
Frame

08.8995.30

Installation frame NO TRIM

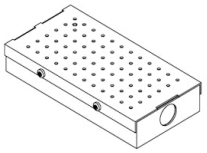

REQUIRED
Power supply

SP40W750MA-10V-A02

Splice Box7"x3-5/8"x1-1/4" 750mA , 40W, 0-10V Dimmable, 120/277V

OPTIONAL
Accessory

ACCESSORYTYPE4

08.8163.68

Elliptical lens

OPTIONAL
Accessory

ACCESSORYTYPE4

08.8175.68

Flood lens

OPTIONAL
Accessory

ACCESSORYTYPE4

08.8410.00

Holding ring

OPTIONAL
Accessory

ACCESSORYTYPE4

08.8411.00

Screening crosspiece

OPTIONAL
Accessory

ACCESSORYTYPE4

08.8495.14

Honeycomb

©2026 Flos - P.IVA 00290820174 - 8/7/2026

In our constantly evolving world and business, technical upgrades happen every day. This means all product specifications and data are subject to change without warning in order t improve reliability, function, performance or otherwise. We make every effort to ensure the accuracy of our product images, however due to different lighting and screens used for viewing, the colours may vary. Images are indicative of the quality and style of the product but may not represent the precise details of the product you receive. This is because we are constantly working to make improvements. For aesthetic reasons, cables and/or electrical elements are often not shown. Refer to technical data sheets for all technical data. Images and colours are not part of any contract or warranty in any way.

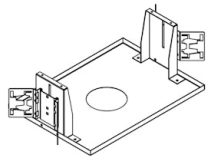

OPTIONAL
Housing and Hanger Bar

TRAY-0020

Registration Tray - non electrical, place holder for non IC new construction, UT86 Trimless, Ø5.25"

©2026 Flos - P.IVA 00290820174 - 8/7/2026

In our constantly evolving world and business, technical upgrades happen every day. This means all product specifications and data are subject to change without warning in order t improve reliability, function, performance or otherwise. We make every effort to ensure the accuracy of our product images, however due to different lighting and screens used for viewing, the colours may vary. Images are indicative of the quality and style of the product but may not represent the precise details of the product you receive. This is because we are constantly working to make improvements. For aesthetic reasons, cables and/or electrical elements are often not shown. Refer to technical data sheets for all technical data. Images and colours are not part of any contract or warranty in any way.