FLOS

05.7200.74.9S Black

Easy Kap Ø 50 Fixed Optic Spot

Designed by FLOS Architectural, 2019

LED - LED array - 7.3W - 528lm - 2700K - CRI> 90 - Beam° 15

Recessed luminaire with LED light source. Power supply not included. Installation frame not necessary.

Are you a professional and your project needs consulting and support?

BOOK AN APPOINTMENT

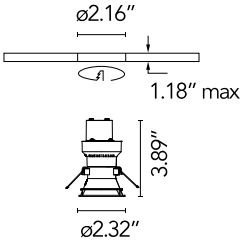

Main specifications

Mounting	Ceiling recessed
Environments	Indoor dry location
Light Source Type	LED
Light sources included	Yes
LED type	LED array
Lamp category	LED
Number of lamps	1
Power (W)	7.3
System power (W)	8.6
Source flux (lm)	670
System flux (lm)	528
Efficacy (lm/W)	61

Physical

Color	Black
Trim	Yes
Orientation	Fixed
Spot diameter (in)	2.33
Net weight (lb)	0
IP internal	20
IP external	54

Download

Family spec sheet	ZIP
Mounting instructions	PDF

Photometric Files

LDT / IES	ZIP

Technical Drawings

2D	ZIP
3D	ZIP

RG IEC 62471

GWT 850°

IP 54

©2026 Flos - P.IVA 00290820174 - 9/2/2026

In our constantly evolving world and business, technical upgrades happen every day. This means all product specifications and data are subject to change without warning in order t improve reliability, function, performance or otherwise. We make every effort to ensure the accuracy of our product images, however due to different lighting and screens used for viewing, the colours may vary. Images are indicative of the quality and style of the product but may not represent the precise details of the product you receive. This is because we are constantly working to make improvements. For aesthetic reasons, cables and/or electrical elements are often not shown. Refer to technical data sheets for all technical data. Images and colours are not part of any contract or warranty in any way.

Schematic light drawing

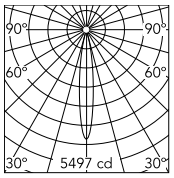

Luminous flux luminaire
528 lm

Beam Angle: 15°

h(m)	E(lx)	D(m)
1	5497	0.26
2	1374	0.52
3	611	0.77
4	344	1.03
5	220	1.29

Ecodesign and Energy Labelling

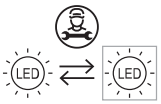

Replaceable (LED only) light source by a professional

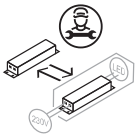

Replaceable control gear by a professional

Photometric

Lighting type	Direct
Light distribution	Symmetric
CCT (K)	2700
CRI>	90
McAdam steps (SDCM)	3
LED Life / Failure Ratio	L80B50>50.000h (Tc=85°C)
Beam angle C0-180 (°)	15
Beam angle C90-270 (°)	15
Extreme cut off	No
UGRL	<10

Electrical

Insulation class	III
Frequency (Hz)	0
Forward voltage (V)	35.9
LED current (mA)	200
Driver	Remote excluded
Dimmable	Yes
Dimming type	Dimmable 0-10V, Dimmable DALI 2, Dimmable ELV, Dimmable Push

©2026 Flos - P.IVA 00290820174 - 9/2/2026

In our constantly evolving world and business, technical upgrades happen every day. This means all product specifications and data are subject to change without warning in order t improve reliability, function, performance or otherwise. We make every effort to ensure the accuracy of our product images, however due to different lighting and screens used for viewing, the colours may vary. Images are indicative of the quality and style of the product but may not represent the precise details of the product you receive. This is because we are constantly working to make improvements. For aesthetic reasons, cables and/or electrical elements are often not shown. Refer to technical data sheets for all technical data. Images and colours are not part of any contract or warranty in any way.

Accessories & Power Supply

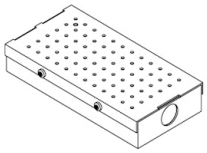

REQUIRED
Power supply

ACCESSORYTYPE1

SP10W200MA-DAL-Y1

Splice Box UL DALI & PUSH Dimmable 200mA LED Driver 10W Size: 7″ x 2.2″ x 1.2″

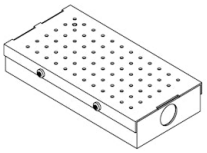

REQUIRED
Power supply

ACCESSORYTYPE1

SP10W200MA-VAR-Y1

Splice Box UL TRIAC & 0-10V Dimmable 200mA LED Driver 10W Size: 7″ x 2.2″ x 1.2″

©2026 Flos - P.IVA 00290820174 - 9/2/2026

In our constantly evolving world and business, technical upgrades happen every day. This means all product specifications and data are subject to change without warning in order t improve reliability, function, performance or otherwise. We make every effort to ensure the accuracy of our product images, however due to different lighting and screens used for viewing, the colours may vary. Images are indicative of the quality and style of the product but may not represent the precise details of the product you receive. This is because we are constantly working to make improvements. For aesthetic reasons, cables and/or electrical elements are often not shown. Refer to technical data sheets for all technical data. Images and colours are not part of any contract or warranty in any way.

FLOS

05.7201.74.9S Black

Easy Kap Ø 50 Fixed Optic Medium

Designed by FLOS Architectural, 2019

LED - LED array - 7.3W - 443lm - 2700K - CRI> 90 - Beam° 24

Recessed luminaire with LED light source. Power supply not included. Installation frame not necessary.

Are you a professional and your project needs consulting and support?

BOOK AN APPOINTMENT

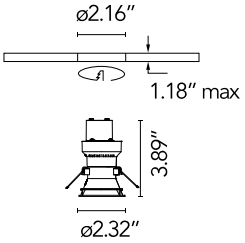

Main specifications

Mounting	Ceiling recessed
Environments	Indoor dry location
Light Source Type	LED
Light sources included	Yes
LED type	LED array
Lamp category	LED
Number of lamps	1
Power (W)	7.3
System power (W)	8.6
Source flux (lm)	670
System flux (lm)	443
Efficacy (lm/W)	51

Physical

Color	Black
Trim	Yes
Orientation	Fixed
Spot diameter (in)	2.33
Net weight (lb)	0
IP internal	20
IP external	54

Download

Family spec sheet	ZIP
Mounting instructions	PDF

Photometric Files

LDT / IES	ZIP

Technical Drawings

2D	ZIP
3D	ZIP

RG IEC 62471

GWT 850°

IP 54

©2026 Flos - P.IVA 00290820174 - 9/2/2026

In our constantly evolving world and business, technical upgrades happen every day. This means all product specifications and data are subject to change without warning in order t improve reliability, function, performance or otherwise. We make every effort to ensure the accuracy of our product images, however due to different lighting and screens used for viewing, the colours may vary. Images are indicative of the quality and style of the product but may not represent the precise details of the product you receive. This is because we are constantly working to make improvements. For aesthetic reasons, cables and/or electrical elements are often not shown. Refer to technical data sheets for all technical data. Images and colours are not part of any contract or warranty in any way.

Schematic light drawing

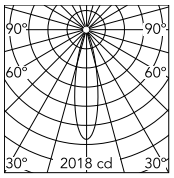

Luminous flux luminaire
443 lm

Beam Angle: 24°

h(m)	E(lx)	D(m)
1	2018	0.43
2	504	0.85
3	224	1.28
4	126	1.71
5	81	2.13

Ecodesign and Energy Labelling

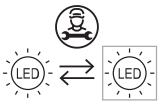

Replaceable (LED only) light source by a professional

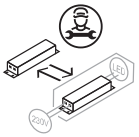

Replaceable control gear by a professional

Photometric

Lighting type	Direct
Light distribution	Symmetric
CCT (K)	2700
CRI>	90
McAdam steps (SDCM)	3
LED Life / Failure Ratio	L80B50>50.000h (Tc=85°C)
Beam angle C0-180 (°)	24
Beam angle C90-270 (°)	24
Extreme cut off	No
UGRL	<10

Electrical

Insulation class	III
Frequency (Hz)	0
Forward voltage (V)	35.9
LED current (mA)	200
Driver	Remote excluded
Dimmable	Yes
Dimming type	Dimmable 0-10V, Dimmable DALI 2, Dimmable ELV, Dimmable Push

©2026 Flos - P.IVA 00290820174 - 9/2/2026

In our constantly evolving world and business, technical upgrades happen every day. This means all product specifications and data are subject to change without warning in order t improve reliability, function, performance or otherwise. We make every effort to ensure the accuracy of our product images, however due to different lighting and screens used for viewing, the colours may vary. Images are indicative of the quality and style of the product but may not represent the precise details of the product you receive. This is because we are constantly working to make improvements. For aesthetic reasons, cables and/or electrical elements are often not shown. Refer to technical data sheets for all technical data. Images and colours are not part of any contract or warranty in any way.

Accessories & Power Supply

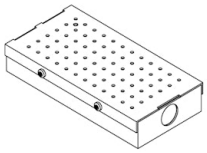

REQUIRED
Power supply

ACCESSORYTYPE1

SP10W200MA-DAL-Y1

Splice Box UL DALI & PUSH Dimmable 200mA LED Driver 10W Size: 7″ x 2.2″ x 1.2″

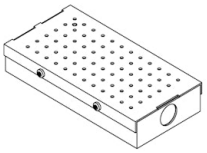

REQUIRED
Power supply

ACCESSORYTYPE1

SP10W200MA-VAR-Y1

Splice Box UL TRIAC & 0-10V Dimmable 200mA LED Driver 10W Size: 7″ x 2.2″ x 1.2″

©2026 Flos - P.IVA 00290820174 - 9/2/2026

In our constantly evolving world and business, technical upgrades happen every day. This means all product specifications and data are subject to change without warning in order t improve reliability, function, performance or otherwise. We make every effort to ensure the accuracy of our product images, however due to different lighting and screens used for viewing, the colours may vary. Images are indicative of the quality and style of the product but may not represent the precise details of the product you receive. This is because we are constantly working to make improvements. For aesthetic reasons, cables and/or electrical elements are often not shown. Refer to technical data sheets for all technical data. Images and colours are not part of any contract or warranty in any way.

FLOS

05.7202.74.9S Black

Easy Kap Ø 50 Fixed Optic Flood

Designed by FLOS Architectural, 2019

LED - LED array - 7.3W - 416lm - 2700K - CRI> 90 - Beam° 49

Recessed luminaire with LED light source. Power supply not included. Installation frame not necessary.

Are you a professional and your project needs consulting and support?

BOOK AN APPOINTMENT

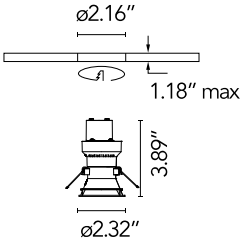

Main specifications

Mounting	Ceiling recessed
Environments	Indoor dry location
Light Source Type	LED
Light sources included	Yes
LED type	LED array
Lamp category	LED
Number of lamps	1
Power (W)	7.3
System power (W)	8.6
Source flux (lm)	670
System flux (lm)	416
Efficacy (lm/W)	48

Physical

Color	Black
Trim	Yes
Orientation	Fixed
Spot diameter (in)	2.33
Net weight (lb)	0
IP internal	20
IP external	54

Download

Family spec sheet	ZIP
Mounting instructions	PDF

Photometric Files

LDT / IES	ZIP

Technical Drawings

2D	ZIP
3D	ZIP

RG IEC 62471

GWT 850°

IP 54

©2026 Flos - P.IVA 00290820174 - 9/2/2026

In our constantly evolving world and business, technical upgrades happen every day. This means all product specifications and data are subject to change without warning in order t improve reliability, function, performance or otherwise. We make every effort to ensure the accuracy of our product images, however due to different lighting and screens used for viewing, the colours may vary. Images are indicative of the quality and style of the product but may not represent the precise details of the product you receive. This is because we are constantly working to make improvements. For aesthetic reasons, cables and/or electrical elements are often not shown. Refer to technical data sheets for all technical data. Images and colours are not part of any contract or warranty in any way.

Schematic light drawing

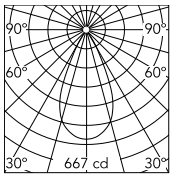

Luminous flux luminaire
416 lm

Beam Angle: 49°

h(m)	E(lx)	D(m)
1	667	0.91
2	167	1.82
3	74	2.72
4	42	3.63
5	27	4.54

Ecodesign and Energy Labelling

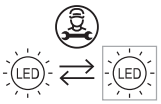

Replaceable (LED only) light source by a professional

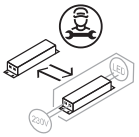

Replaceable control gear by a professional

Photometric

Lighting type	Direct
Light distribution	Symmetric
CCT (K)	2700
CRI>	90
McAdam steps (SDCM)	3
LED Life / Failure Ratio	L80B50>50.000h (Tc=85°C)
Beam angle C0-180 (°)	49
Beam angle C90-270 (°)	49
Extreme cut off	No
UGRL	<16

Electrical

Insulation class	III
Frequency (Hz)	0
Forward voltage (V)	35.9
LED current (mA)	200
Driver	Remote excluded
Dimmable	Yes
Dimming type	Dimmable 0-10V, Dimmable DALI 2, Dimmable ELV, Dimmable Push

©2026 Flos - P.IVA 00290820174 - 9/2/2026

In our constantly evolving world and business, technical upgrades happen every day. This means all product specifications and data are subject to change without warning in order t improve reliability, function, performance or otherwise. We make every effort to ensure the accuracy of our product images, however due to different lighting and screens used for viewing, the colours may vary. Images are indicative of the quality and style of the product but may not represent the precise details of the product you receive. This is because we are constantly working to make improvements. For aesthetic reasons, cables and/or electrical elements are often not shown. Refer to technical data sheets for all technical data. Images and colours are not part of any contract or warranty in any way.

Accessories & Power Supply

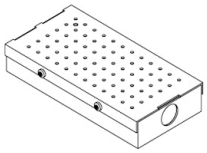

REQUIRED
Power supply

ACCESSORYTYPE1

SP10W200MA-DAL-Y1

Splice Box UL DALI & PUSH Dimmable 200mA LED Driver 10W Size: 7″ x 2.2″ x 1.2″

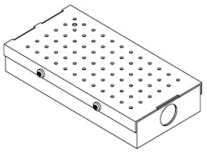

REQUIRED
Power supply

ACCESSORYTYPE1

SP10W200MA-VAR-Y1

Splice Box UL TRIAC & 0-10V Dimmable 200mA LED Driver 10W Size: 7″ x 2.2″ x 1.2″

©2026 Flos - P.IVA 00290820174 - 9/2/2026

In our constantly evolving world and business, technical upgrades happen every day. This means all product specifications and data are subject to change without warning in order t improve reliability, function, performance or otherwise. We make every effort to ensure the accuracy of our product images, however due to different lighting and screens used for viewing, the colours may vary. Images are indicative of the quality and style of the product but may not represent the precise details of the product you receive. This is because we are constantly working to make improvements. For aesthetic reasons, cables and/or electrical elements are often not shown. Refer to technical data sheets for all technical data. Images and colours are not part of any contract or warranty in any way.

FLOS

05.7210.74.9S Black

Easy Kap Ø 50 Adjustable Optic Spot

Designed by FLOS Architectural, 2019

LED - LED array - 7.3W - 528lm - 2700K - CRI> 90 - Beam° 15

Recessed luminaire with LED light source. Power supply not included. Installation frame not necessary.

Are you a professional and your project needs consulting and support?

BOOK AN APPOINTMENT

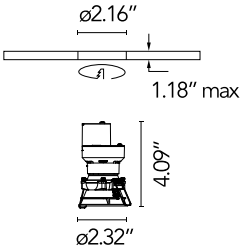

Main specifications

Mounting	Ceiling recessed
Environments	Indoor dry location
Light Source Type	LED
Light sources included	Yes
LED type	LED array
Lamp category	LED
Number of lamps	1
Power (W)	7.3
System power (W)	8.6
Source flux (lm)	670
System flux (lm)	528
Efficacy (lm/W)	61

Physical

Color	Black
Trim	Yes
Orientation	Adjustable
Rotation (°)	360
Longitudinal tilting (°)	20
Transversal tilting (°)	20
Spot diameter (in)	2.3299999999999996
Net weight (lb)	0
IP internal	20
IP external	54

Download

Family spec sheet	ZIP
Mounting instructions	PDF

Photometric Files

LDT / IES	ZIP

Technical Drawings

2D	ZIP
3D	ZIP

RG IEC 62471 · GWT 850° · IP 54

©2026 Flos - P.IVA 00290820174 - 9/1/2026

In our constantly evolving world and business, technical upgrades happen every day. This means all product specifications and data are subject to change without warning in order t improve reliability, function, performance or otherwise. We make every effort to ensure the accuracy of our product images, however due to different lighting and screens used for viewing, the colours may vary. Images are indicative of the quality and style of the product but may not represent the precise details of the product you receive. This is because we are constantly working to make improvements. For aesthetic reasons, cables and/or electrical elements are often not shown. Refer to technical data sheets for all technical data. Images and colours are not part of any contract or warranty in any way.

Schematic light drawing

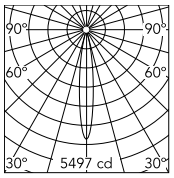

Luminous flux luminaire
528 lm

Beam Angle: 15°

h(m)	E(lx)	D(m)
1	5497	0.26
2	1374	0.52
3	611	0.77
4	344	1.03
5	220	1.29

Ecodesign and Energy Labelling

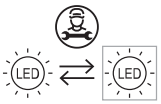

Replaceable (LED only) light source by a professional

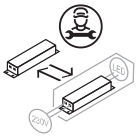

Replaceable control gear by a professional

Photometric

Lighting type	Direct
Light distribution	Symmetric
CCT (K)	2700
CRI>	90
McAdam steps (SDCM)	3
LED Life / Failure Ratio	L80B50>50.000h (Tc=85°C)
Beam angle C0-180 (°)	15
Beam angle C90-270 (°)	15
Extreme cut off	No
UGRL	<10

Electrical

Insulation class	III
Frequency (Hz)	0
Forward voltage (V)	35.9
LED current (mA)	200
Driver	Remote excluded
Dimmable	Yes
Dimming type	Dimmable 0-10V, Dimmable DALI 2, Dimmable ELV

©2026 Flos - P.IVA 00290820174 - 9/1/2026

In our constantly evolving world and business, technical upgrades happen every day. This means all product specifications and data are subject to change without warning in order t improve reliability, function, performance or otherwise. We make every effort to ensure the accuracy of our product images, however due to different lighting and screens used for viewing, the colours may vary. Images are indicative of the quality and style of the product but may not represent the precise details of the product you receive. This is because we are constantly working to make improvements. For aesthetic reasons, cables and/or electrical elements are often not shown. Refer to technical data sheets for all technical data. Images and colours are not part of any contract or warranty in any way.

FLOS

05.7211.74.9S Black

Easy Kap Ø 50 Adjustable Optic Medium

Designed by FLOS Architectural, 2019

LED - LED array - 7.3W - 443lm - 2700K - CRI> 90 - Beam° 24

Recessed luminaire with LED light source. Power supply not included. Installation frame not necessary.

Are you a professional and your project needs consulting and support?

BOOK AN APPOINTMENT

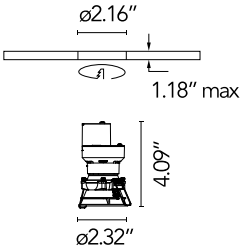

Main specifications

Mounting	Ceiling recessed
Environments	Indoor dry location
Light Source Type	LED
Light sources included	Yes
LED type	LED array
Lamp category	LED
Number of lamps	1
Power (W)	7.3
System power (W)	8.6
Source flux (lm)	670
System flux (lm)	443
Efficacy (lm/W)	51

Physical

Color	Black
Trim	Yes
Orientation	Adjustable
Rotation (°)	360
Longitudinal tilting (°)	20
Transversal tilting (°)	20
Spot diameter (in)	2.3299999999999996
Net weight (lb)	0
IP internal	20
IP external	54

Download

Family spec sheet	ZIP
Mounting instructions	PDF

Photometric Files

LDT / IES	ZIP

Technical Drawings

2D	ZIP
3D	ZIP

RG IEC 62471

GWT 850°

IP 54

©2026 Flos - P.IVA 00290820174 - 9/1/2026

In our constantly evolving world and business, technical upgrades happen every day. This means all product specifications and data are subject to change without warning in order t improve reliability, function, performance or otherwise. We make every effort to ensure the accuracy of our product images, however due to different lighting and screens used for viewing, the colours may vary. Images are indicative of the quality and style of the product but may not represent the precise details of the product you receive. This is because we are constantly working to make improvements. For aesthetic reasons, cables and/or electrical elements are often not shown. Refer to technical data sheets for all technical data. Images and colours are not part of any contract or warranty in any way.

Schematic light drawing

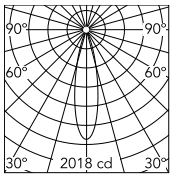

Luminous flux luminaire
443 lm

Beam Angle: 24°

h(m)	E(lx)	D(m)
1	2018	0.43
2	504	0.85
3	224	1.28
4	126	1.71
5	81	2.13

Ecodesign and Energy Labelling

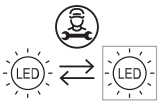

Replaceable (LED only) light source by a professional

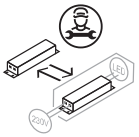

Replaceable control gear by a professional

Photometric

Lighting type	Direct
Light distribution	Symmetric
CCT (K)	2700
CRI>	90
McAdam steps (SDCM)	3
LED Life / Failure Ratio	L80B50>50.000h (Tc=85°C)
Beam angle C0-180 (°)	24
Beam angle C90-270 (°)	24
Extreme cut off	No
UGRL	<10

Electrical

Insulation class	III
Frequency (Hz)	0
Forward voltage (V)	35.9
LED current (mA)	200
Driver	Remote excluded
Dimmable	Yes
Dimming type	Dimmable 0-10V, Dimmable DALI 2, Dimmable ELV

©2026 Flos - P.IVA 00290820174 - 9/1/2026

In our constantly evolving world and business, technical upgrades happen every day. This means all product specifications and data are subject to change without warning in order t improve reliability, function, performance or otherwise. We make every effort to ensure the accuracy of our product images, however due to different lighting and screens used for viewing, the colours may vary. Images are indicative of the quality and style of the product but may not represent the precise details of the product you receive. This is because we are constantly working to make improvements. For aesthetic reasons, cables and/or electrical elements are often not shown. Refer to technical data sheets for all technical data. Images and colours are not part of any contract or warranty in any way.

FLOS

05.7212.74.9S Black

Easy Kap Ø 50 Adjustable Optic Flood

Designed by FLOS Architectural, 2019

LED - LED array - 7.3W - 416lm - 2700K - CRI> 90 - Beam° 49

Recessed luminaire with LED light source. Power supply not included. Installation frame not necessary.

Are you a professional and your project needs consulting and support?

BOOK AN APPOINTMENT

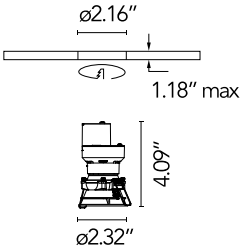

Main specifications

Mounting	Ceiling recessed
Environments	Indoor dry location
Light Source Type	LED
Light sources included	Yes
LED type	LED array
Lamp category	LED
Number of lamps	1
Power (W)	7.3
System power (W)	8.6
Source flux (lm)	670
System flux (lm)	416
Efficacy (lm/W)	48

Physical

Color	Black
Trim	Yes
Orientation	Adjustable
Rotation (°)	360
Longitudinal tilting (°)	20
Transversal tilting (°)	20
Spot diameter (in)	2.3299999999999996
Net weight (lb)	0
IP internal	20
IP external	54

Download

Family spec sheet	ZIP
Mounting instructions	PDF

Photometric Files

LDT / IES	ZIP

Technical Drawings

2D	ZIP
3D	ZIP

RG IEC 62471

GWT 850°

IP 54

©2026 Flos - P.IVA 00290820174 - 9/1/2026

In our constantly evolving world and business, technical upgrades happen every day. This means all product specifications and data are subject to change without warning in order t improve reliability, function, performance or otherwise. We make every effort to ensure the accuracy of our product images, however due to different lighting and screens used for viewing, the colours may vary. Images are indicative of the quality and style of the product but may not represent the precise details of the product you receive. This is because we are constantly working to make improvements. For aesthetic reasons, cables and/or electrical elements are often not shown. Refer to technical data sheets for all technical data. Images and colours are not part of any contract or warranty in any way.

Schematic light drawing

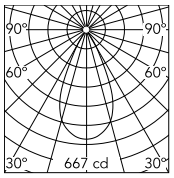

Luminous flux luminaire
416 lm

Beam Angle: 49°

h(m)	E(lx)	D(m)
1	667	0.91
2	167	1.82
3	74	2.72
4	42	3.63
5	27	4.54

Ecodesign and Energy Labelling

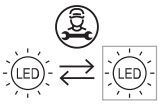

Replaceable (LED only) light source by a professional

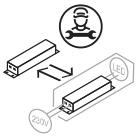

Replaceable control gear by a professional

Photometric

Lighting type	Direct
Light distribution	Symmetric
CCT (K)	2700
CRI>	90
McAdam steps (SDCM)	3
LED Life / Failure Ratio	L80B50>50.000h (Tc=85°C)
Beam angle C0-180 (°)	49
Beam angle C90-270 (°)	49
Extreme cut off	No
UGRL	<16

Electrical

Insulation class	III
Frequency (Hz)	0
Forward voltage (V)	35.9
LED current (mA)	200
Driver	Remote excluded
Dimmable	Yes
Dimming type	Dimmable 0-10V, Dimmable DALI 2, Dimmable ELV

©2026 Flos - P.IVA 00290820174 - 9/1/2026

In our constantly evolving world and business, technical upgrades happen every day. This means all product specifications and data are subject to change without warning in order t improve reliability, function, performance or otherwise. We make every effort to ensure the accuracy of our product images, however due to different lighting and screens used for viewing, the colours may vary. Images are indicative of the quality and style of the product but may not represent the precise details of the product you receive. This is because we are constantly working to make improvements. For aesthetic reasons, cables and/or electrical elements are often not shown. Refer to technical data sheets for all technical data. Images and colours are not part of any contract or warranty in any way.