FLOS

08.8701.14.90 Black

Light Cut Mini Aluminium Profile 1 unit/1000 mm. Perimetral Installation

Designed by FLOS Architectural, 2013

Structural system in aluminium to integrate in plasterboard ceilings. It allows incorporation of projectors. Perimetral installation consists of 1 or 2 meter profiles, inside and outside corners. It is possible to cut the profiles to any size.

Are you a professional and your project needs consulting and support?

BOOK AN APPOINTMENT

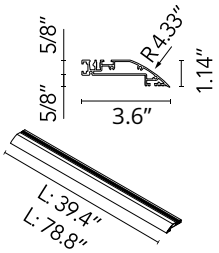

Light Cut Mini 2.75" [70mm] Aluminum profile is adapted to 5/8" ceiling thickness

Main specifications

Mounting	Ceiling recessed
Environments	Indoor dry location

Physical

Color	Black
Length (in)	39.37
Net weight (lb)	2.7

Download

Family spec sheet	ZIP
Mounting instructions	PDF

RG IEC 62471

Notes

Can only be installed in 5/8" (16mm) thick plaster-board.

©2026 Flos - P.IVA 00290820174 - 2/20/2026

In our constantly evolving world and business, technical upgrades happen every day. This means all product specifications and data are subject to change without warning in order t improve reliability, function, performance or otherwise. We make every effort to ensure the accuracy of our product images, however due to different lighting and screens used for viewing, the colours may vary. Images are indicative of the quality and style of the product but may not represent the precise details of the product you receive. This is because we are constantly working to make improvements. For aesthetic reasons, cables and/or electrical elements are often not shown. Refer to technical data sheets for all technical data. Images and colours are not part of any contract or warranty in any way.

Accessories & Power Supply



REQUIRED
Corner

08.8711.00

Light Cut Mini accessory for vertical corner. Perimetral Installation

REQUIRED
Corner

Installation

08.8707.14.90

Light Cut Mini Corner. Channel 70 Installation. 5/8" Ceiling



REQUIRED
Profile

Installation

08.8705.14.90

Light Cut Mini Endcap. Channel 70 Installation. 5/8" Ceiling

REQUIRED
Profile

Installation

08.8706.14.90

Light Cut Mini Endcap. Channel 140 Installation

REQUIRED
Corner

Installation

08.8708.14.90

Light Cut Mini Corner. Channel 140 Installation



REQUIRED
Corner

Installation

08.8709.14.90

Light Cut Mini Corner Inside. Perimetral Installation



REQUIRED
Corner

Installation

08.8710.14.90

Light Cut Mini Corner Outside. Perimetral Installation

©2026 Flos - P.IVA 00290820174 - 2/20/2026

In our constantly evolving world and business, technical upgrades happen every day. This means all product specifications and data are subject to change without warning in order t improve reliability, function, performance or otherwise. We make every effort to ensure the accuracy of our product images, however due to different lighting and screens used for viewing, the colours may vary. Images are indicative of the quality and style of the product but may not represent the precise details of the product you receive. This is because we are constantly working to make improvements. For aesthetic reasons, cables and/or electrical elements are often not shown. Refer to technical data sheets for all technical data. Images and colours are not part of any contract or warranty in any way.

FLOS

08.8702.14.90 Black

Light Cut Mini Aluminium Profile 1 unit/2000 mm. Perimetral Installation

Designed by FLOS Architectural, 2013

Structural system in aluminium to integrate in plasterboard ceilings. It allows incorporation of projectors. Perimetral installation consists of 1 or 2 meter profiles, inside and outside corners. It is possible to cut the profiles to any size.

Are you a professional and your project needs consulting and support?

BOOK AN APPOINTMENT

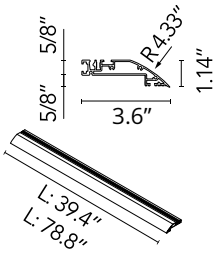

Light Cut Mini 2.75" [70mm] Aluminum profile is adapted to 5/8" ceiling thickness

Main specifications

Mounting	Ceiling recessed
Environments	Indoor dry location

Physical

Color	Black
Length (in)	78.74
Net weight (lb)	5.6

Download

Family spec sheet	ZIP
Mounting instructions	PDF

RG IEC 62471

Notes

Can only be installed in 5/8" (16mm) thick plaster-board.

©2026 Flos - P.IVA 00290820174 - 2/20/2026

In our constantly evolving world and business, technical upgrades happen every day. This means all product specifications and data are subject to change without warning in order t improve reliability, function, performance or otherwise. We make every effort to ensure the accuracy of our product images, however due to different lighting and screens used for viewing, the colours may vary. Images are indicative of the quality and style of the product but may not represent the precise details of the product you receive. This is because we are constantly working to make improvements. For aesthetic reasons, cables and/or electrical elements are often not shown. Refer to technical data sheets for all technical data. Images and colours are not part of any contract or warranty in any way.

Accessories & Power Supply



REQUIRED
Corner

08.8711.00

Light Cut Mini accessory for vertical corner. Perimetral Installation

REQUIRED
Corner

Installation

08.8707.14.90

Light Cut Mini Corner. Channel 70 Installation. 5/8" Ceiling



REQUIRED
Profile

Installation

08.8705.14.90

Light Cut Mini Endcap. Channel 70 Installation. 5/8" Ceiling

REQUIRED
Profile

Installation

08.8706.14.90

Light Cut Mini Endcap. Channel 140 Installation

REQUIRED
Corner

Installation

08.8708.14.90

Light Cut Mini Corner. Channel 140 Installation



REQUIRED
Corner

Installation

08.8709.14.90

Light Cut Mini Corner Inside. Perimetral Installation



REQUIRED
Corner

Installation

08.8710.14.90

Light Cut Mini Corner Outside. Perimetral Installation

©2026 Flos - P.IVA 00290820174 - 2/20/2026

In our constantly evolving world and business, technical upgrades happen every day. This means all product specifications and data are subject to change without warning in order t improve reliability, function, performance or otherwise. We make every effort to ensure the accuracy of our product images, however due to different lighting and screens used for viewing, the colours may vary. Images are indicative of the quality and style of the product but may not represent the precise details of the product you receive. This is because we are constantly working to make improvements. For aesthetic reasons, cables and/or electrical elements are often not shown. Refer to technical data sheets for all technical data. Images and colours are not part of any contract or warranty in any way.

FLOS

08.8709.14.90 Black

Light Cut Mini Corner Inside. Perimetral Installation

Designed by FLOS Architectural, 2013



Structural system in aluminium to integrate in plasterboard ceilings. It allows incorporation of projectors. Perimetral installation consists of 1 or 2 meter profiles, inside and outside corners. It is possible to cut the profiles to any size.

Are you a professional and your project needs consulting and support?

BOOK AN APPOINTMENT

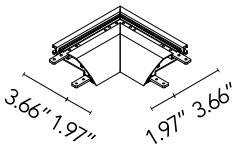

Main specifications

Mounting	Ceiling recessed
Environments	Indoor dry location

Physical

Color	Black
Net weight (lb)	1.2

Download

Family spec sheet	ZIP
Mounting instructions	PDF

Notes

Corner Inside

©2026 Flos - P.IVA 00290820174 - 2/11/2026

In our constantly evolving world and business, technical upgrades happen every day. This means all product specifications and data are subject to change without warning in order t improve reliability, function, performance or otherwise. We make every effort to ensure the accuracy of our product images, however due to different lighting and screens used for viewing, the colours may vary. Images are indicative of the quality and style of the product but may not represent the precise details of the product you receive. This is because we are constantly working to make improvements. For aesthetic reasons, cables and/or electrical elements are often not shown. Refer to technical data sheets for all technical data. Images and colours are not part of any contract or warranty in any way.

FLOS

08.8710.14.90 Black

Light Cut Mini Corner Outside. Perimetral Installation

Designed by FLOS Architectural, 2013



Structural system in aluminium to integrate in plasterboard ceilings. It allows incorporation of projectors. Perimetral installation consists of 1 or 2 meter profiles, inside and outside corners. It is possible to cut the profiles to any size.

Are you a professional and your project needs consulting and support?

BOOK AN APPOINTMENT

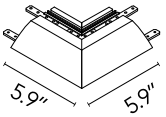

Main specifications

Mounting	Ceiling recessed
Environments	Indoor dry location

Physical

Color	Black
Net weight (lb)	1.2

Download

Family spec sheet	ZIP
Mounting instructions	PDF

Notes

Corner Outside

©2026 Flos - P.IVA 00290820174 - 2/11/2026

In our constantly evolving world and business, technical upgrades happen every day. This means all product specifications and data are subject to change without warning in order t improve reliability, function, performance or otherwise. We make every effort to ensure the accuracy of our product images, however due to different lighting and screens used for viewing, the colours may vary. Images are indicative of the quality and style of the product but may not represent the precise details of the product you receive. This is because we are constantly working to make improvements. For aesthetic reasons, cables and/or electrical elements are often not shown. Refer to technical data sheets for all technical data. Images and colours are not part of any contract or warranty in any way.

FLOS

08.8711.00 Raw

Light Cut Mini accessory for vertical corner. Perimetral Installation

Designed by FLOS Architectural, 2013

Structural system in aluminium to integrate in plasterboard ceilings. It allows incorporation of projectors. Perimetral installation consists of 1 or 2 meter profiles, inside and outside corners.

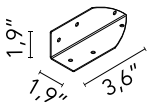

Are you a professional and your project needs consulting and support?

BOOK AN APPOINTMENT

Main specifications

Mounting	Ceiling recessed
Environments	Indoor dry location

Physical

Color	Raw
Trim	No
Net weight (lb)	0.7

Download

Family spec sheet	ZIP
Mounting instructions	PDF

Electrical

Emergency type	No

Notes

Accessory for vertical corner.

©2026 Flos - P.IVA 00290820174 - 2/11/2026

In our constantly evolving world and business, technical upgrades happen every day. This means all product specifications and data are subject to change without warning in order t improve reliability, function, performance or otherwise. We make every effort to ensure the accuracy of our product images, however due to different lighting and screens used for viewing, the colours may vary. Images are indicative of the quality and style of the product but may not represent the precise details of the product you receive. This is because we are constantly working to make improvements. For aesthetic reasons, cables and/or electrical elements are often not shown. Refer to technical data sheets for all technical data. Images and colours are not part of any contract or warranty in any way.